

# Engineered for Sport


---



**RUGBY**



**BASKETBALL**



**TENNIS**



**ACTIVE**



**DANCE**



**MULTI-SPORT**

# ENGINEERED FOR SPORT

RUGBY	3
VIDA ACTIVE	5
WCMX	7
BASKETBALL	9
MULTI-SPORT	11
TENNIS	13
DANCE	15
RUGBY LEAGUE	17

## ENGINEERED FOR SPORT

Based in Bridgend, South Wales, Roma Sport manufactures high-performance wheelchairs for both sport and active use. Having expertise in manufacturing standard wheelchairs since 1970 under the Roma Medical brand, Roma Sport commenced producing sports wheelchairs in 2012. Our objective is to develop wheelchairs that enable more people to experience the benefits of an active lifestyle.

## TECHNOLOGY & INNOVATION

It's all about the fit when it comes to producing a made-to-measure wheelchair; after all, every body is different! Specialising in bespoke designs, Roma Sport uses patented technology coupled with innovative engineering and high-quality components.

We know that there is room for error in traditional wheelchair measuring methods. As a result, our team of innovators and engineers began developing a new system for measurement. The Contour Body Mapping® system replaces the tape measure, eliminating human error of incorrect recording and interpretation. And, with moving components, our customers can experience how their chair will perform before the first piece of metal is cut.

## MANUFACTURING

The design, measuring, manufacturing and testing of our products are all in-house, 100% made in Great Britain. We currently manufacture both club and elite-level wheelchairs for basketball, tennis, rugby, dance, multi-sports and rugby league while working closely with

numerous governing bodies within these sports. The development of wheelchairs for a number of other sports is also underway. From developing the first rugby wheelchair to now creating bespoke products with customers, our highly-skilled team is committed to delivering the end user with exceptional product quality and service.

Roma Sport partners with Great Britain Wheelchair Rugby, Youth Sports Direct, the Tennis Foundation and Strictly Wheels. We were also the chosen manufacturer for the supply of rugby wheelchairs at the inaugural Invictus Games 2014 in London. And, in 2016, we were suppliers of the rugby and basketball wheelchairs for the Invictus Games in Orlando.





## PRODUCT TESTING

Before any wheelchair is branded with the ROMA SPORT name and put into play, it must prove itself to be the best. The final steps of our product development phase involve rigorous testing to ensure the new design or components meet exacting performance specifications and quality standards. We only introduce new adaptations when it satisfies real performance needs. The product testing and validation process guarantee a product worthy of the Roma Sport branding.

## MADE-TO-MEASURE, NOT ADJUSTED TO FIT

The difference is very clearly in the fit. The Contour Body Mapping device is an essential part of our fitting process, enabling a custom fit whether for sport or active wheelchair use. This is a one-of-a-kind technology developed by our team of engineers; a correctly fitting wheelchair will maximise performance.

With the notion that no two bodies are the same, our team of engineers and technicians invented the Contour Body Mapping® system so that individuals can experience an infinite range of adjustments and moving components, experiencing a truly custom fit. Three bespoke computer models are written for our Computer-Aided Design (CAD) then translate wheelchair measurements into a 3D image so that the individual can visualise how their chair will look once fabricated. We also use SolidWorks, the most powerful and intuitive 3D CAD system, to run non-destructive tests (i.e., fatigue and stress testing) and produce accurate drawings. Pressure mapping is available to assess seating requirements to help alleviate the need for expensive cushions.

The difference in a Roma Sport Made-to-Measure wheelchair is in the fit of the chair. A second fitting is standard with every custom build project and just as important as the initial fit using the Contour Body Mapping system. The chair is tack welded for the second fit, allowing the individual a chance to try their wheelchair and make any minor adjustments before the build is complete. After all, a truly tailored fit requires customer input.



Contour Body Mapping System®




# RUGBY

## BUILT FOR BATTLE

Since 2012, we have been going all out to develop a chair that will thwart the demands of wheelchair rugby. There are countless hours of research and development behind the design of our rugby wheelchairs as the nature of the sport is aggressive, energetic with high-impacts; therefore, the equipment must be robust yet agile.

Heat treating is an extra step that we take once fabrication is complete. Every inch of the frame is then personally inspected and given a final finish by one of our skilled technicians.

The strength of our rugby wheelchair design is a culmination of the techniques and materials that we use. The new frame design is stronger than ever with **Titanium** reinforcements that withstand high impacts and deflect better than just Aluminium alone. The new bumper construction is of high carbon steel, much lighter and stronger than stainless steel. And, even the coating we use on our wheel guards allows for more shock absorption, grip and speed control.



We ensure that our designs conform to all international rules and specifications outlined by the International Wheelchair Rugby Federation.

## Elite Pro Rugby Wheelchairs

Code	Description	Fitting Technique
RUG01	Elite Pro Attack Made to Measure	Contour Body Mapping System ®
RUG02	Elite Pro Defence Made to Measure	Contour Body Mapping System ®

## Pro Rugby Wheelchair

Code	Description	Fitting Technique
RUG03/A	Pro Attack Made to Measure	Prescription Form
RUG03/D	Pro Defence Made to Measure	Prescription Form



## CLUB WHEELCHAIRS



### Club Defence Wheelchairs

Code	Description
RUG04/D/380 - SA-30 / CAM-18 / SW-380mm	380mm Seat Width
RUG04/D/410 - SA-30 / CAM-18 / SW-410mm	410mm Seat Width
RUG04/D/430 - SA-30 / CAM-18 / SW-430mm	430mm Seat Width
RUG04/D/460 - SA-30 / CAM-18 / SW-460mm	460mm Seat Width
RUG04/D/480 - SA-30 / CAM-18 / SW-480mm	480mm Seat Width

### Club Attack Wheelchairs

Code	Description
RUG04/A/380 - SA-30 / CAM-18 / SW-380mm	380mm Seat Width
RUG04/A/410 - SA-30 / CAM-18 / SW-410mm	410mm Seat Width
RUG04/A/430 - SA-30 / CAM-18 / SW-430mm	430mm Seat Width
RUG04/A/460 - SA-30 / CAM-18 / SW-460mm	460mm Seat Width
RUG04/A/480 - SA-30 / CAM-18 / SW-480mm	480mm Seat Width

## YOUTH COMPETITION WHEELCHAIRS



### Youth Competition Defence

Code	Description
RUG07/D/320 - SA-28 / CAM-18 / SW-320mm	320mm Seat Width
RUG07/D/380 - SA-28 / CAM-18 / SW-380mm	380mm Seat Width
RUG07/D/420 - SA-28 / CAM-18 / SW-420mm	420mm Seat Width

### Youth Competition Attack

Code	Description
RUG07/A/320 - SA-28 / CAM-18 / SW-320mm	320mm Seat Width
RUG07/A/380 - SA-28 / CAM-18 / SW-380mm	380mm Seat Width
RUG07/A/420 - SA-28 / CAM-18 / SW-420mm	420mm Seat Width

## PURPOSEFUL ENGINEERING

Sport is...about setting the bar higher when you smash your goals. For us, designing a chair for an active lifestyle came in response to our made-to-measure rugby wheelchairs. Inspired by athletes, the Vida Active Wheelchair is an entirely bespoke wheelchair that the individual

designs for their needs. After all, no two bodies are the same! Purposeful engineering gives the Vida distinctive features. And, the customisation options extend well beyond colour selection.



Spinerge SPOX wheels  
(as standard); Spinerge  
LX optional upgrade



Frame material:  
Lightweight  
7020 T6 aircraft  
grade aluminium  
TIG-welded


Anodised  
Aluminium  
handrims

### Standard frame colour options

- Black
- White
- Graphite Grey
- Plastel Blue
- Red
- Blue
- Lime Green
- Natural



Optional size  
front castors



Polycarbonate torsion  
seating plate  
supported by Titanium  
brackets and screws  
(optional upgrade)



Fixed footplate  
and footrest





Every Vida Active Wheelchair frame is custom built using high-grade aircraft Aluminium alloy 7020. This material is stronger and lighter than standard Aluminum, extremely efficient in performance, and is heat treatable.

Although the Vida is a bespoke build, Spinerger SPOX wheels are standard features. Spinerger's patented PBO FIBER spokes with an X-laced hub complement the Vida's performance adding torsional strength and advantages in push propulsion.

Every Made-to-Measure build starts with our patented Contour Body Mapping System®

There are two ways of designing a Vida Active Wheelchair, either a Prescription built or our premium Made-to-Measure service. Every Made-to-Measure build starts with our patented Contour Body Mapping device to accurately record measurements. This is a one-of-a-kind innovation; vital to maximising performance. A Made-to-Measure wheelchair has the added benefit of a second fitting.

<http://www.vidaactivewheelchairs.com/>



## Vida Active Wheelchair

Code	Description	Fitting Technique
VIDA01	Premium Made to Measure	Contour Body Mapping System®

## NEXT LEVEL

WCMX (Wheelchair MotoCross) is an emerging and exciting sport. The sport can be seen enjoyed by people of all ages, performing tricks, jumps and even backflips in skate parks all over the world. Our WCMX wheelchairs are designed to cope with almost anything these fearless athlete may throw at them.



Also available in  
Lime Green.



Spinergy SPOX  
wheels  
(as standard).

Robust Steel Frame (Club Chair).  
Light weight aluminium frame  
(Premium Made to Measure).



Tension adjustable  
seat and backrest.

Club Chair frame  
colour options:

- Bright Orange
- Lime Green

Anodised aluminium  
handrims.



Height adjustable  
footplate.



Front Frogs  
Legs castors.



## WCMX RANGE

Every Premium Made-to-Measure SK8R Wheelchair frame is custom built using highgrade aircraft Aluminium alloy 7020. This material is stronger and lighter than standard Aluminum.

Spinergy SPOX wheels are standard features on all Made-to-Measure builds. Spinergy's patented PBO FIBER spokes with an X-laced hub, complement the SK8R's performance adding torsional strength and advantages in propulsion.

Ergonomic 2"/50mm cushions.



Fully Adjustable Rear shock absorbers (Club chair comes with a single shock. Premium Made to Measure comes with a double shocks option).



Axle Adjustment.

### WCMX Made to Measure Wheelchair

Code	Description	Fitting Technique
SKT01	Premium Made to Measure	Contour Body Mapping System ®

Roma's SK8R premium chairs have the added advantage of the person having a second fit to ensure the wheelchair fully meets the persons specification and expectations. All SK8R wheelchairs are supplied with Spinergy Wheels and Frog Legs castors as standard.

### WCMX Club Wheelchair

Code	Description
SKT04/ST/360	Club WCMX Wheelchair, 360mm Seat Width
SKT04/ST/420	Club WCMX Wheelchair, 420mm Seat Width

The Club WCMX wheelchair is a lightweight construction made of steel. The adjustable axle position and overall construction make it easier for skaters to execute the most difficult of stunts. Comes with Spinergy Wheels and Frogs Legs castors as standard.

# BASKETBALL

## BUILT FOR SPEED

Wheelchair basketball is a fast-paced game where speed and control are essential. Using the same principles and technology as our rugby range, we have developed a lightweight, highly manoeuvrable and responsive

range of basketball wheelchairs. We manufacture chairs for all levels of the game, grassroots to professional, to the same rigorous standards.



## THE RANGE

The grassroots basketball chair features a lightweight steel frame construction which is available in youth sizes of 330mm and 360mm, and adult sizes of 380mm and 420mm (seat width). Lenco 24" or 25" quick-release wheels are inclusive in the price. The seat sling, castors, foot plate and foot rest are all adjustable, making the transition from beginner to intermediate a seamless one.

More bespoke options are available with a Prescription and Made-to-Measure build.

### Elite Pro Basketball Wheelchair

Code	Description	Fitting Technique
BSK01	Elite Pro Made to Measure	Contour Body Mapping System®



### Pro Basketball Wheelchair

Code	Description	Fitting Technique
BSK02	Elite Pro Made to Measure	Prescription Form



## CLUB WHEELCHAIRS

The club chair range is available in a steel or strengthened aluminium frame with adjustable components and available in four seat widths. The strength of the design comes from the materials and techniques we use in the manufacturing process. Aircraft grade Aluminium frame is lighter than steel allowing

for quick manoeuvres and racing down the court. TIG welding, a stronger weld, and thermal treatment make this a reliable, high-performance frame on the court. Supplied with the chair are also two 24" or 25" quick-release wheels.

### Club Basketball Wheelchairs - Steel

Code	Description	Colours
BSK24/ST/380	24" Wheels, Steel Frame, 380mm Seat Width	<ul style="list-style-type: none"> <li><span style="color: blue;">●</span> Blue</li> <li><span style="color: red;">●</span> Red</li> <li><span style="color: white;">○</span> White</li> </ul>
BSK24/ST/420	24" Wheels, Steel Frame, 420mm Seat Width	
BSK25/ST/380	25" Wheels, Steel Frame, 380mm Seat Width	
BSK25/ST/420	25" Wheels, Steel Frame, 420mm Seat Width	



### Club Basketball Wheelchairs - Aluminium

Code	Description	Colours
BSK24/AL/380	24" Wheels, Aluminium Frame, 380mm Seat Width	<ul style="list-style-type: none"> <li><span style="color: grey;">●</span> Natural</li> <li><span style="color: blue;">●</span> Blue</li> <li><span style="color: red;">●</span> Red</li> <li><span style="color: white;">○</span> White</li> </ul>
BSK24/AL/420	24" Wheels, Aluminium Frame, 420mm Seat Width	
BSK25/AL/380	25" Wheels, Aluminium Frame, 380mm Seat Width	
BSK25/AL/420	25" Wheels, Aluminium Frame, 420mm Seat Width	

# MULTI-SPORT

## THE FUTURE OF SPORTS

Sport is more than a game; it is an opportunity and for everybody! With this notion in mind, we set our sights on constructing a wheelchair that would enable youth to participate in various sports and activities.



Together with Youth Sport Direct, designing a multi-sport wheelchair began to materialise. Our objective of encouraging youth participation in various inclusive sporting activities meant that the wheelchair needed

to be as lightweight as possible to facilitate the enjoyment of the sport. From individual to team sports, the multi-sport wheelchair is the perfect taster chair.





Integrated hook wing



## THE RANGE

The multi-sport wheelchair is designed, manufactured and tested at our facility in Bridgend, South Wales, and is exclusively available through our partners, Youth Sport Direct. There are four seat widths to choose from; all four sizes have a weight limit of 12st or 76kg. Colour coordinated sizing

makes it easy for schools and clubs to identify: 12" Lime Green, 14" Red, 16" White and 18" Blue. The steel frame supports an adjustable foot rest, canvas seat sling, and backrest. Additionally, the multi-sport wheelchair comes with a set of 24" quick-release wheels.



15° fixed wheel camber

15°



Single anti-tip wheel

## Multi-Sport Wheelchair

Code	Description	Colour
MSC/12	Multi-Sport, 12" Seat Width	● Lime Green
MSC/14	Multi-Sport, 14" Seat Width	● Red
MSC/16	Multi-Sport, 16" Seat Width	○ White
MSC/18	Multi-Sport, 18" Seat Width	● Blue

## MORE THAN A GAME

To tackle one of the barriers to participation in wheelchair sports, we teamed up with the Tennis Foundation to create an affordable chair specifically designed for grassroots wheelchair tennis. The Tennis Foundation's expertise in developing a tennis-specific wheelchair included the experience of wheelchair tennis players, the Tennis Foundation's disability development team, and the input of elite performance coaches.

Both the seat position over the axle and wheel camber degree make this a highly responsive chair, capable of sharp changes in direction and getting to the ball quickly. The chair's ergonomic design supports the upper torso movement to perform the smaller changes in position required for smooth tennis strokes. What's more, detachable seat back and side guards make for easy transportation.



The steel frame supports an adjustable foot plate, foot rest, canvas seat sling, backrest and anti-tip wheel. Additionally, 24" or 25" quick-release rear wheels come with the chair, depending on the seat width. There are

four seat widths to choose from; all four sizes have a weight limit of 15st or 95kg. The design is adaptable and cost-effective, making wheelchair tennis more accessible.

## Elite Pro Tennis Wheelchair

Code	Description	Fitting Technique
TEN01/ST	Elite Pro Made to Measure	Contour Body Mapping System ®





## GRASSROOTS

The grassroots tennis wheelchair is a lightweight construction made of steel. The axle position of the seat and wheels construction to make it easier and faster for players to move around the court. Available in youth and adult sizes (distinguishable by colour), this tennis chair has adjustable components so it can be adapted as a player develops from a beginner to a regular player.

## Youth & Adult Tennis Wheelchairs

Code	Description	Colour
TEN05/ST/12	Steel Frame, 12" Seat Width	● Pastel Blue
TEN05/ST/14	Steel Frame, 14" Seat Width	
TEN06/ST/15	Steel Frame, 15" Seat Width	● Graphite Grey
TEN06/ST/17	Steel Frame, 17" Seat Width	

# DANCE

## A CHANGE OF TEMPO

As a privately-owned company, the opportunity to develop products is an advantage when individuals come to us with special requests. Shortly after receiving their custom-built Vida Active Wheelchair, one of our

customers returned with a challenge to design a wheelchair for ballroom dancing. Starting with our patented Contour Body Mapping system, we began a project worthy of centre stage.



The engineering for our dance wheelchair range utilises the same technology and skill as seen in our other sports; the main differences are evident in the design's functionality and small footprint. With the objective of a smooth glide, the design offers versatility to suit multiple styles and classifications of wheelchair dance.





## THE RANGE

From intermediate to professional, flippers to spinners, every dance wheelchair we produce is handmade and to the dancer's specifications. The aircraft grade Aluminum frame is heat treated once fabrication is complete, giving this design added strength and reliability. Prescription and Made-to-Measure chairs include a pair of Spinerger SPOX wheels which are lightweight further enabling dancers to perform fast direction changes and advantages in push propulsion.



Welded  
Aluminium  
side guards



←----- Small footprint -----→

## Elite Pro Dance Wheelchair

Code	Description	Fitting Technique
DAN01	Elite Pro Made to Measure	Contour Body Mapping System <sup>®</sup>

# RUGBY LEAGUE

## HYBRID DESIGN

The interest in wheelchair rugby league has become more prevalent as awareness of wheelchair sports continues to grow. The wheelchair-based version of rugby league football allows for players of all abilities to compete at the top level.

New to the world of wheelchair sports, the design for a rugby league wheelchair is a combination of several wheelchair sports played on a court. After working with a team based in Leeds, England, we found that the nature of the game demands equipment able to withstand tackles while, at the same time, being highly responsive to sharp changes in direction. Our rugby league range is a hybrid of features seen in our range of high-performance sports wheelchairs.



## Elite Pro Rugby League Wheelchair

Code	Description	Fitting Technique
RLG01	Elite Pro Made to Measure	Contour Body Mapping System®

## Pro Rugby League Wheelchair

Code	Description	Fitting Technique
RLG02	Elite Pro Made to Measure	Prescription Form



## CLUB WHEELCHAIRS

Ergonomic  
2"/50mm  
cushion



Hook and loop  
foot strap

### THE RANGE

Wheelchair rugby league games are highly competitive, fluid and fast-moving, with possession switching back and forth between the teams while play continues. Our range of wheelchairs for rugby league is engineered to combat impacts made to the chair as well as changes in the pace of play. The aircraft grade Aluminium frame comes in a variety of fitting options: Club (standard sizes: 365mm, 405mm), Prescription (measurements submitted by the athlete), or a premium Made-to-Measure service. Every wheelchair, no matter the fit, is handmade to the same rigorous standards in Bridgend, South Wales.



Single  
anti-tip  
wheel




### Club Rugby League Wheelchairs - Aluminium

Code	Description
RLG25/AL/405	25" Spinergy Wheels, Aluminium Frame, 405mm Seat Width
RLG26/AL/365	26" Spinergy Wheels, Aluminium Frame, 365mm Seat Width




Made to Measure in **Great Britain**



**TENNIS**



**BASKETBALL**



**MULTI-SPORT**



**ACTIVE**



**DANCE**



**RUGBY**

Roma Sport | York Road | Bridgend Industrial Estate | Bridgend | CF31 3TB | United Kingdom  
T - +44 1656 674488 | E - [sales@romasport.co.uk](mailto:sales@romasport.co.uk) | W - [www.romasport.co.uk](http://www.romasport.co.uk)